

# SLOPE METAL SHEET ROOF SYSTEM

10  
YEARS  
WARRANTY

25  
YEARS  
SERVICE LIFE

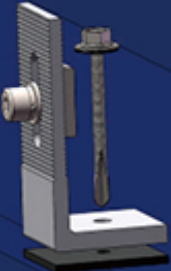



The Metal Sheet Roof System fixes the rail on the roof by using clamp of which design depend on different roof structures and tile shapes. Solarcom will provide wide range of solutions for your projects.














Technical Date	
Installation Site	Metal Sheet Roof
wind load	Depend on local environment
Snow load	Depend on local environment
Material	AL-6005-T5/AL-6063B-T5 High-strength aluminium
Installation Site	Clamps
Module arrangement	Vertical / Horizontal
Standard	AS/NZS 1170 Standard Other international standard

## Product Features:

- 1.Optimize the scheme to distribute load into the roof of metal sheet.
- 2.Various kinds of clamps match to different roof structures and tile shapes . The design of light weight and waterproof..

<b>1</b> L-corner hook	<b>2</b> Clamp	<b>3</b> Connecting Piece	<b>4</b> Rail
			
<p>Directly fixed on the beam , applicable for most metal sheet roof system.</p>	<p>Each clamp will pass strict inspection and test</p>	<p>To realize the connection of the rails. Two steps : 1. Insert to the rails 2. Fasten the bolts</p>	<p>Applicable for different clamps</p>

## Roof Clamp

Model				Style
<p>SM-RC-W1</p> 	<p>SM-RC-L1</p> 			
<p>Application: Trapezoidal roof system Accessory: EPDM Pad, Drilling &amp; Tapping screw thread ST6.3</p>				
<p>SM-RC-Z1</p> 	<p>SM-RC-Z2</p> 	<p>SM-RC-Z3</p> 		
<p>Application: Standing seam roof system Accessory: Inner hex bolt M8</p>				<p>Application: Floding roof system Accessory: Inner hex bolt M8</p>
<p>SM-RC-A1</p> 	<p>SM-RC-A2</p> 	<p>SM-RC-A3</p> 	<p>SM-RC-A4</p> 